


Air Dryers Eliminate Moisture in Electrical Cabinets and Enclosures

Market Application Publication



Background:

Electrical Cabinets and Enclosures and Electric Motors are often located in areas that are subject to wash down. A specific example is in meat and dairy plants, which routinely wash down an area on a daily basis. Usually this leads to water and condensation inside the electrical cabinets, which leads to corrosion and premature failure of components. The moisture may even give rise to mold and bacterial growth.

Electricians and maintenance personnel have resorted to various means of remediation, without success. Cabinet heaters are commonly used and typically present. First, they do not eliminate the moisture, they merely raise the humidity inside the cabinet. Most electrical components are sensitive to high humidity. Secondly, the heaters are shut off during the wash down period and may not be turned on until hours later, thus allowing moisture and water to remain.

Another attempted solution is the use of vortex coolers. These devices are expensive to buy and operate. They can consume 8 scfm or 2HP of compressor output. This will translate to hundreds of dollars in electrical costs over the course of a year.

Many plants just live with the problem by managing downtime emergencies. Emergencies divert limited maintenance personnel and disrupt production at the cost of thousands of dollars per hour. The Parker Balston Cabinet Dryer reduces the maintenance and lost production costs by 80% or more. It accomplishes this while freeing up valuable maintenance personnel that are better devoted to important routine maintenance work rather than daily emergency response.



Features and benefits:


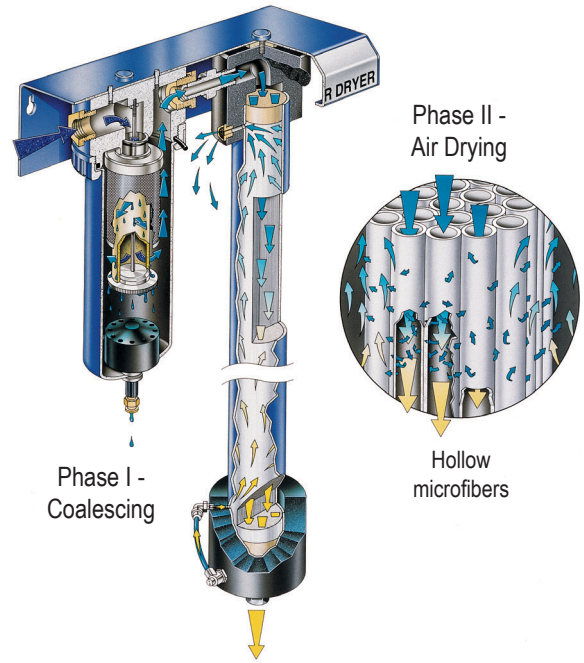
- Designed specifically for wash down areas
- Protects electrical cabinet components from damage caused by water and high humidity
- Minimizes pools of water inside cabinets
- Positive pressure keeps dust out
- Adds no heat to the cabinet
- Reduces cabinet humidity to less than 10% RH
- Requires no electricity; low operating costs
- Easy to install and maintain
- Quiet operation
- Protect motors, touch screens, drives and other critical components

Case Study:

Ross Industries, a manufacturer of slicing equipment, had an issue with component failures in their units due to moisture damage. They tried heaters, fans and vortex coolers only to find that the Parker Cabinet Dryer was the only solution that worked.

A prepared foods manufacturer had a problem with moisture and routinely had their weekend service team mop up the inside of all their electrical cabinets - about 30 cabinets. On installing the Cabinet Dryer they were able to free up maintenance resource to work on other, more critical maintenance issues.

Principle of Operation



Before Cabinet Dryer



After Cabinet Dryer

Specifications:

Model Number	CD0005	CD0010	CD0030
Cabinet Size Range	0 - 4 FT (0 - 0.11m)	4 - 12 FT (0.11m - 0.34m)	12 - 36 FT (0.34m - 1m)
Min/Max Inlet Air Temp	40°F/120°F (4°C/49°C)	40°F/120°F (4°C/49°C)	40°F/120°F (4°C/49°C)
Min/Max Ambient Air Temp	35°F/120°F (2°C/49°C)	35°F/120°F (2°C/49°C)	35°F/120°F (2°C/49°C)
Air Consumption	0.6 SCFM (17 slpm)	1.25 SCFM (35.4 slpm)	3.5 SCFM (99 slpm)
Min/Max Air Pressure	60 psi/150 psi (4.1 BAR/10.3 BAR)	60 psi/150 psi (4.1 BAR/10.3 BAR)	60 psi/150 psi (4.1 BAR/10.3 BAR)
Delivered Dew Point	-7°F(-22°C)	-7°F(-22°C)	-7°F(-22°C)
Inlet and Outlet Port Size	1/4" NPT	1/4" NPT	1/4" NPT
Electrical Requirements	None	None	None
Dimensions	3" w x 9.2" h x 2" d (7.6cm x 2.34cm x 5cm)	3" w x 15.2" h x 2" d (7.6cm x 38.6cm x 5cm)	4.6" w x 15.3" h x 2.9" d (11.7cm x 38.9cm x 7.4cm)
Shipping Weight	1.5 lbs (0.68 kg)	2 lbs (0.9 kg)	2.5 lbs (1.1 kg)

Notes: Delivered dewpoint is specified for saturated inlet air at 100°F (38°C) and 100 psig.

* If the cabinet is not tightly sealed, consider upsizing to the next module size.

Filtration efficiency: 99.99% at 0.01micron.

For heavily contaminated air lines, install additional prefiltration.

Ordering Information

Model Number	CD0005	CD0010	CD0030
Replacement Filter Elements	070-063-BX	070-063-BX	070-063-BX
Replacement Auto Drain	C02-2392	C02-2392	C02-2392



Parker Hannifin Corporation
 Gas Separation and Filtration Division
 4087 Walden Ave.
 Lancaster, NY 14086
 phone 716 686 6400 or 800 343 4048
 fax 877 857 3800
 www.balstonfilters.com