

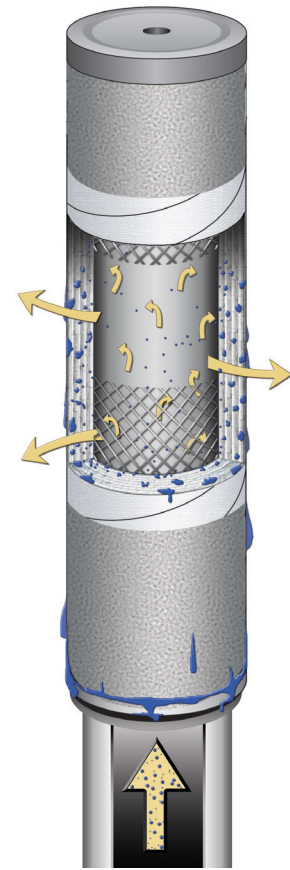
# VESSEL SPECIFICATIONS

## Standard

- 6" to 72" diameter
- ASME Code Section VIII, Div. 1
- Design temperature from -20°F to 450°F
- Quick Opening Closure
- Pressure Parts: Carbon Steel
- External Attachments: Carbon Steel
- Hydrostatic testing at 1.3 or 1.5 x design pressure

## Options

- Other Design Codes
- Design Pressure up to 10,000 psig
- Materials of Construction
  - 304 Stainless Steel
  - 304L Stainless Steel
  - 316 Stainless Steel
  - 316L Stainless Steel
  - Low Temperature Materials
- Non-Destructive Test (NDT)
  - Radiography
  - Magnetic Particle
  - Liquid Penetration
  - Ultrasonic
  - Brinell Hardness
  - Charpy Impact
- Coating options
  - Sandblast: commercial, near white and white metal
  - Paint: 2 & 3 coat corrosion resistant
- Optional PECO SafeLock Closure®
- Auxiliary Packages in Stock



### Advanced Technology Cartridges

The Series 77V uses the PEACH® DynaCeptor™, Series NGGC cartridges - one of the best coalescer cartridge technologies on the market today! NGGC cartridges utilize Saturated Depth Coalescing™ to provide an open 3-D depth matrix structure which allows liquids to saturate the media depth and grow to their fullest potential then drain with gravity when the droplet is ready, all while maintaining a low differential pressure. These liquid droplets often take with them solid contaminant particles as well, causing a "self-cleaning" effect within the media matrix.


### Tripod Riser Support

Self-centering tripod riser supports and provides a knife-edge sealing surface, preventing gas bypass.



### Internal Drainage Protection Sleeve

Creates a zero gas velocity drainage area which enhances liquid removal performance by giving the liquids a quiet area to drain and not be re-entrained into the gas stream.



CARTRIDGE PERFORMANCE LEVEL	STYLE	SERVICE	EFFICIENCY*
<b>NGGC PL-01</b>	PEACH Saturated Depth	Normal to heavy contaminant loading conditions	99.5% of 0.3 µm & larger liquid droplets ≤50 PPB (wt) effluent
<b>NGGC PL-20</b>	PEACH Saturated Depth	Polishing; protection of critical equipment such as gas turbines	99.99% of 0.3 µm & larger liquid droplets ≤8 PPB (wt) effluent
<b>NGGC PL-23</b>	PEACH Saturated Depth	Ultra-high effluent applications	99.98% of 0.1 µm & larger liquid droplets 99.99% of 0.3 µm & larger liquid droplets ≤2 PPB (wt) effluent
<b>NGGC PL-51</b>	Pleated, Treated Glass	Light continuous oil or condensate removal	99.97% of 0.3 µm & larger liquid droplets ≤10 PPB (wt) effluent

\* Based on standard Parker test protocols.



## GLOBAL OIL & GAS FILTRATION OFFICES

### North America

USA Oil & Gas Filtration  
Mineral Wells, TX  
940-325-2575  
industrialprocess.na@parker.com

Canada Oil & Gas Filtration  
Calgary, Canada  
403-717-2891  
industrialprocess.na@parker.com

### Europe & Middle East

Europe Oil & Gas Filtration  
United Kingdom  
+44 (0)191-402-9200  
peco.emea@parker.com

Middle East Oil & Gas Filtration  
Dubai, UAE  
+971-4-812-7100  
peco.emea@parker.com

### Asia Pacific

Malaysia Oil & Gas Filtration  
Kuala Lumpur, Malaysia  
+603-8941-2366  
IPF\_Malaysia@parker.com

Korea Oil & Gas Filtration  
Gyeonggi-do, Korea  
+82-31-359-0782  
KFDsales@parker.com

### Latin America

Latin America Oil & Gas Filtration  
São José dos Campos, Brazil  
+55-12-4009-3500  
falecom@parker.com

[www.parker.com/ipf](http://www.parker.com/ipf)

©2019 Parker Hannifin Corporation

Parker Hannifin has a policy of continuous product research and development and reserves the right to change design and specifications without notice.

BR-OG-SPARTAN-77V-190711



## VESSEL ORDERING INFORMATION

77V	16	336	30	285
Series	No. Cartridges	Cartridge Size	Nominal Shell Diameter (Inches)	Design Pressure (PSIG)
		312 324 336		


Refer to data sheet DS-OG-PEACHDYNACEPTOR-NGGC for detailed cartridge information.

### The following information is required when requesting a quote for a Spartan PuraSep

- Operating pressure range
- Operating temperature range
- Gas molecular weight, or specific gravity
- Type of liquid contaminant
- Liquid density or specific gravity
- Amount of liquid load
- Design pressure
- Design temperature
- Corrosion allowance requirements
- Special design requirements



**Spartan PuraSep®**  
PECO Series 77V Vertical Gas Coalescer



ISO 9001



ENGINEERING YOUR SUCCESS.

PECO, PEACH, PuraSep, PEACH Gemini PuraSep, Saturated Depth Coalescing and PECO SafeLock Closure are trademarks of Parker Hannifin. ® indicates a Parker Hannifin trademark registered in the USA and various other countries.

## RECOVER AEROSOLIZED LIQUIDS with Spartan PuraSep

For high efficiency coalescing to capture aerosolized mist and small liquid droplets in gas streams, choose the Spartan PuraSep, Series 77V vessel. The 77V uses advanced technology coalescing cartridges that flow gas from inside-to-outside to capture fine liquid droplets and grow them to a larger size so they are able to be removed.

A variety of cartridge performance levels are offered to handle different service needs that can provide liquid effluent amounts from  $\leq 50$  PPB (wt) all the way down to  $\leq 2$  PPB (wt). The 77V is a great choice for removal of low surface tension liquids such as lube oil and NGL with minimal solids and liquid loading.

A Series 77V-VKO is available for higher liquid load capacity and utilizes a patented Vertical Knock-Out device. This device will remove a substantial amount of liquid prior to entering the cartridges.



### HIGH EFFICIENCY COALESCING

#### TYPICAL APPLICATIONS

- Compressor Discharge
- Contactor Carryover
- Fired Reboilers
- Fuel Gas
- Gas Analyzer
- Gas Injection System
- Landfill Gas
- Line Heaters
- Propane Refrigeration System
- Upstream of Solid Dessicant or Molecular Sieve Beds



#### Compressor Discharge

- Lube oil recovery

#### Contactor Outlet

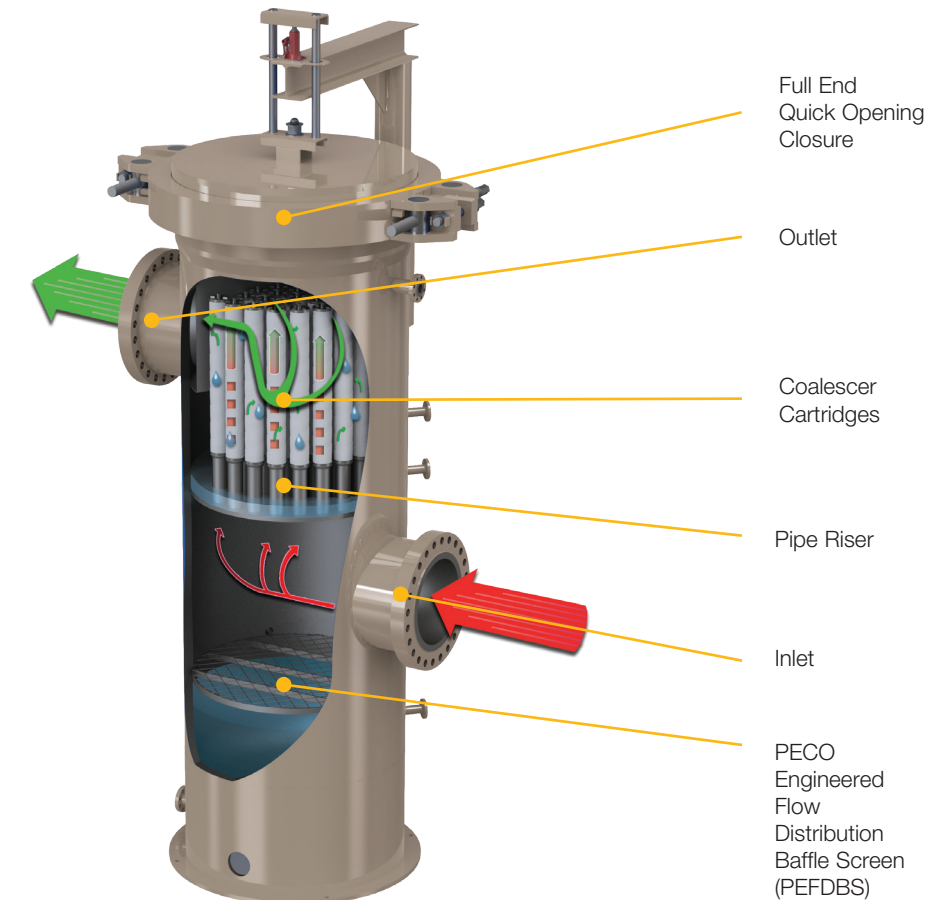
- Process liquid carryover recovery (i.e. Amine & Glycol)

#### Fuel Gas

- Residual water & condensate removal

## FEATURES & ADVANTAGES

- Full-end closure eliminates confined space entry
- Pipe Risers:
  - Provide an area for liquids to collect eliminating liquid buildup on coalescer cartridges and eliminating gas flow from entering the drainage system during liquid drainage
  - Eliminate the need for spider bar supports
- Tripod riser support holds cartridge square to sealing surface and allows cartridge to self-center on riser
- Full cartridge length rod and lock-down seal nut provides hold-down strength necessary to withstand upsets
- Rod supports are threaded and replaceable
- Knife-edge sealing surface on tripod riser ensures tight seal of flat gasket style cartridge and allows easy cleaning of surface unlike competitor o-ring type seals which can stick and become hard to remove
- Vessel designed to accept a wide range of coalescer cartridge technologies to handle unique separation applications
- Standard design utilizes PEACH DynaCeptor Advanced Technology cartridges with PECO's exclusive internal drainage sleeve which provides a zero gas velocity drainage area to enhance liquid removal performance
- Free liquid knock-out section, larger than industry standard, which handles upsets and prolongs cartridge life
- PECO Engineered Flow Distribution Baffle Screen (PEFDBS) reduces turbulence in bottom section of vessel and keeps liquids in sump from re-entraining
- Outlet baffle, proven by CFD analysis, to equally distribute gas flow eliminating flow channeling through cartridges close to the outlet nozzle
- Outlet baffle also allows coalescer cartridges to be located closer to the closure versus other designs, making them easier to install and remove while also eliminating confined space entry and the use of special removal tools



**Series 77V**  
10" to 84" diameter unit

#### HOW IT WORKS

Contaminated gas enters through the inlet in the lower portion (1st stage) of the housing allowing droplets with a heavy enough mass to drop out with gravity and be drained off. A proprietary PEFDBS baffle screen in the 1st stage ensures that liquid collected in the bottom will not re-entrain with the gas. The gas then flows inside-to-outside through the coalescing cartridges allowing aerosol liquid droplets to grow within the cartridge media then drain down the cartridge and collect on the support plate (2nd stage) where they are then drained off. Clean gas will exit the outlet.

High efficiency removal of aerosolized liquid contaminants 0.3 micron and larger



**Series 77V**  
6" to 8" diameter unit



**Series 77V-VKO**  
Patented Vertical Knock-Out device for higher liquid load capacity