


# Hollow-D Profile Extruded Seals



## Sealing with reduced compression force:

Parker's extruded and spliced hollow-D seals provide effective low-closure-force sealing without a machined or cast groove.

Major advantages of the hollow-D profile include: a low closure force design, a pressure sensitive adhesive option for ease-of-assembly, maximum protection from external leakage and moisture build up and high quality materials including a UL94 V-0 option for flammability compliance.

The TechSeal Division can supply the product in long lengths, as spliced rings, or as multi-corner spliced gaskets.



## Contact Information: Product Features:

Parker Hannifin Corporation  
**O-Ring & Engineered Seals**  
2360 Palumbo Dr.  
Lexington, KY 40509

phone 859 269 2351  
fax 859 335 5128

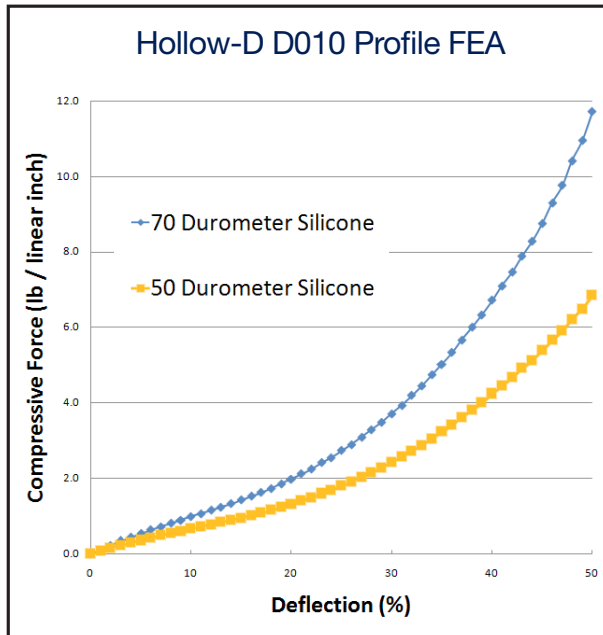
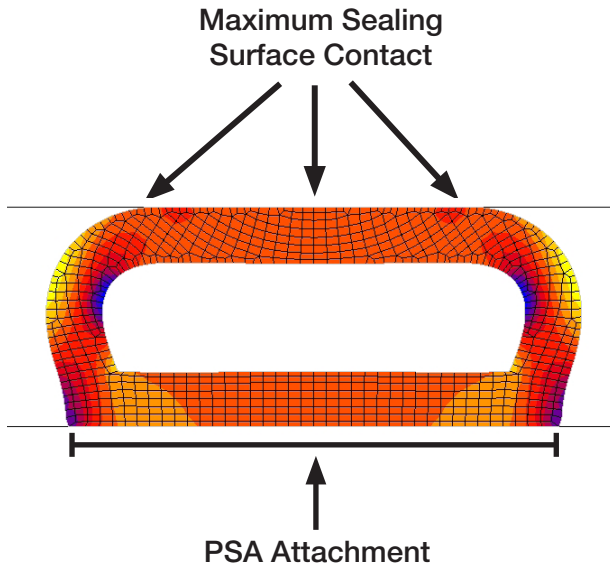
[www.parker.com/oes](http://www.parker.com/oes)

- Low closure force sealing and high clearance gap tolerance
- Tight cross-sectional tolerances
- Easy to assemble
- Provides maximum environmental sealing
- Wide range of high quality materials and sizes to choose from
- Pressure sensitive adhesive (PSA) attachment and hot vulcanized corner splices provide a no groove flat panel seal
- Fast prototypes to meet customers' stringent program requirements

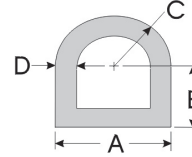


ENGINEERING YOUR SUCCESS.

## Hollow-D Profile FEA - 30% Deflection



## Hollow-D Profile Design Guide\*



TechSeal Profile Number	Nominal Dimensions			
	A	B	C (rad.)	D
	inches (mm)	inches (mm)	inches (mm)	inches (mm)
D001	0.156 (3.96)	0.078 (1.98)	0.078 (1.98)	0.045 (1.14)
D002	0.187 (4.75)	0.093 (2.36)	0.093 (2.36)	0.050 (1.27)
D003	0.187 (4.75)	0.134 (3.40)	0.093 (2.36)	0.040 (1.02)
D004	0.207 (5.26)	0.084 (2.13)	0.103 (2.62)	0.050 (1.27)
D005	0.312 (7.92)	0.200 (5.08)	0.112 (2.84)	0.062 (1.57)
D006	0.250 (6.35)	0.125 (3.18)	0.125 (3.18)	0.062 (1.57)
D007	0.250 (6.35)	0.125 (3.18)	0.125 (3.18)	0.065 (1.65)
D008	0.296 (7.52)	0.015 (0.38)	0.172 (4.37)	0.050 (1.27)
D009	0.312 (7.92)	0.156 (3.96)	0.156 (3.96)	0.062 (1.57)
D010	0.488 (12.40)	0.068 (1.73)	0.244 (6.20)	0.055 (1.40)
D011	0.487 (12.37)	0.080 (2.03)	0.244 (6.20)	0.035 (0.89)
D012	0.487 (12.37)	0.080 (2.03)	0.244 (6.20)	0.045 (1.14)
D013	0.487 (12.37)	0.080 (2.03)	0.244 (6.20)	0.062 (1.57)
D014	0.487 (12.37)	0.080 (2.03)	0.244 (6.20)	0.080 (2.03)
D015	0.502 (12.75)	0.250 (6.35)	0.250 (6.35)	0.061 (1.55)
D016	0.700 (17.78)	0.250 (6.35)	0.350 (8.89)	0.100 (2.54)
D017	0.750 (19.05)	0.375 (9.53)	0.375 (9.53)	0.075 (1.91)
D018	0.975 (24.77)	0.132 (3.35)	0.488 (12.40)	0.093 (2.36)

**Please note: Total Height = B + C**

\*For more information, please refer to TechSeal Division's ParFab™ Design Guide TSD 5420 or consult with an Application Engineer.