








Parkrimp1 Hose Die Selection Chart

Fitting Series	HOSE	-4 RED	-6 YEL	-8 BLU	-10 ORG	-12 GRN	-16 BLK	Die Ring
	Die Part Number	80C-A04	80C-A06	80C-A08	80C-A10	80C-A12	80C-A16	
43 Series	AG2R (-4 thru -16) 387/387TC/ST (-4 thru -16) 487/487TC/ST (-4 thru -12) 787/787TC/ST (-4 thru -6) 797/797TC/ST (-4 thru -6)	0.645 0.665	0.825 0.845	0.945 0.965	1.060 1.080	1.245 1.265	1.590 1.610	 SILVER
	722/722TC/ST (-6 through -10)		0.865 0.885	0.985 1.005	1.100 1.120			 BLACK
	Die Part Number	80C-P0660	80C-P06H	80C-P0945				
	HR2CR (-4 only) HR2C (-6 through -8)	0.650 0.670	0.785 0.805	0.935 0.955				 SILVER
	Die Part Number		80C-R0825	80C-A08	80C-A10	80C-A12		
	HTBR (-6 through -12)		0.815 0.835	0.945 0.965	1.060 1.080	1.245 1.265		 SILVER
HY Series	Die Part Number		80C-P735H	80C-P0870				
	HR2C (-6 through -8)		0.725 0.745	0.860 0.860				 SILVER

Caution: Read the operations and technical manual before attempting to operate this machine. Do not operate this machine without guard in place. Keep hands clear of moving parts when operating machines. The complete Parker safety guide can be viewed by going to www.parker.com/safety. Information on this decal is subject to change without notice. For the most current crimp specifications, please visit Crimpsource at www.parker.com/crimpsource.

Decal Part Number:
80C-PIONEER_CRIMPDECAL REV A

Pioneer Products Group

www.Parker.com/Pioneer